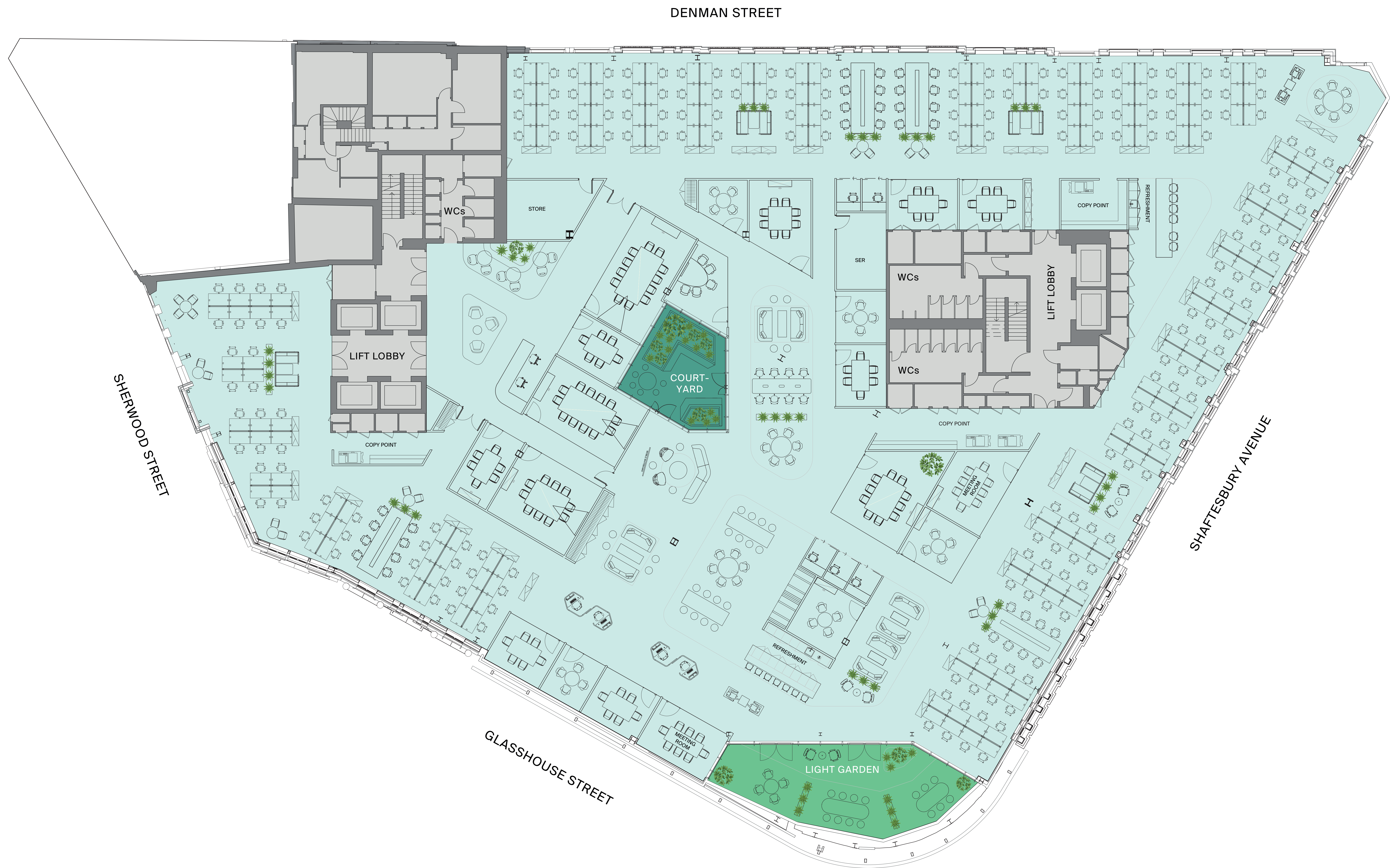


# Level 3 Spaceplan - Activity Based Working Layout - Self Contained



OFFICE SPACE  
**2,366 m<sup>2</sup>**  
**25,467 sq ft**  
(approx. NIA)

- Office
- Courtyard
- Light Garden



Floor plans not to scale. For indicative purposes only.



# Level 3 Spaceplan - Media Layout

N

OFFICE SPACE  
2,366 m<sup>2</sup>  
25,467 sq ft  
(approx. NIA)

- Office
- Courtyard
- Light Garden



Floor plans not to scale. For indicative purposes only.



# Level 5 Spaceplan - Activity Based Working Layout - Single



OFFICE SPACE  
2,366 m<sup>2</sup>  
25,467 sq ft  
(approx. NIA)

Office

Terraces


The Courtyard and the Light Garden are currently only accessible from the 3rd floor.



Floor plans not to scale. For indicative purposes only.



# Level 5 Spaceplan - Activity Based Working Layout - Stack



OFFICE SPACE  
2,366 m<sup>2</sup>  
25,467 sq ft  
(approx. NIA)

Office

Terraces

The Courtyard and the Light Garden are currently only accessible from the 3rd floor.



Floor plans not to scale. For indicative purposes only.



# Level 5 Spaceplan - Finance - Single



OFFICE SPACE  
2,366 m<sup>2</sup>  
25,467 sq ft  
(approx. NIA)

Office

Terraces

The Courtyard and the Light Garden are currently only accessible from the 3rd floor.



Floor plans not to scale. For indicative purposes only.



# Level 5 Spaceplan - Media Tech - Single



OFFICE SPACE  
2,366 m<sup>2</sup>  
25,467 sq ft  
(approx. NIA)

Office

Terraces


The Courtyard and the Light Garden are currently only accessible from the 3rd floor.



Floor plans not to scale. For indicative purposes only.



# Level 6 Spaceplan - Client Suite



OFFICE SPACE  
1,805 m<sup>2</sup>  
19,429 sq ft  
(approx. NIA)

- Office
- Terraces


The Courtyard and the Light Garden are currently only accessible from the 3rd floor.



Floor plans not to scale. For indicative purposes only.



# Level 6 Spaceplan - Media Tech



OFFICE SPACE  
1,805 m<sup>2</sup>  
19,429 sq ft  
(approx. NIA)

- Office
- Terraces

The Courtyard and the Light Garden are currently only accessible from the 3rd floor.



Floor plans not to scale. For indicative purposes only.



# Level 6 Spaceplan - Staff Amenities and Restaurant



OFFICE SPACE  
1,805 m<sup>2</sup>  
19,429 sq ft  
(approx. NIA)

- Staff Amenities & Rest.
- Terraces

The Courtyard and the Light Garden are currently only accessible from the 3rd floor.



Floor plans not to scale. For indicative purposes only.